

(I) (a) STATEMENT SHOWING SHAREHOLDING PATTERN

Name of the Company : TECPRO SYSTEMS LIMITED

Scrip Code : .

DATE : 06/07/2011

Quarter Ended : 30.06.2011

Category Code	Category of shareholder	Number of Shareholders	Total Number of Shares	Number of shares held in dematerialized form	Total Shareholding as a percentage of total no. of shares % of A+B	% of A+B+C	Shares pledged or otherwise encumbered	Shares %->Tot.
---------------	-------------------------	------------------------	------------------------	--	--	------------	--	----------------

(A) Shareholding of Promoter and Promoter Group

(1) Indian

(a) Individuals / Hindu Undivided Family	12	19022456	16837780	37.68779	37.68779	2103033	4.16658
(b) Central Government / State Government(s)	0	0	0	0.00000	0.00000	0	0.00000
(c) Bodies Corporate	1	7525084	7525084	14.90889	14.90889	0	0.00000
(d) Financial Institutions / Banks	0	0	0	0.00000	0.00000	0	0.00000
(e) Others							
Sub-Total (A) (1)	13	26547540	24362864	52.59668	52.59668	2103033	4.16658


(2) Foreign

(a) Individuals (NRIs / Foreign Individuals)	0	0	0	0.00000	0.00000	0	0.00000
(b) Bodies Corporate	0	0	0	0.00000	0.00000	0	0.00000
(c) Institutions	0	0	0	0.00000	0.00000	0	0.00000
(d) Others							
Sub-Total (A) (2)	0	0	0	0.00000	0.00000	0	0.00000

Total Shareholding of Prom. & Prom. Grp.

(A)=(A) (1)+(A) (2)


13	26547540	24362864	52.59668	52.59668	2103033	4.16658
----	----------	----------	----------	----------	---------	---------



(I) (a) STATEMENT SHOWING SHAREHOLDING PATTERN
 Name of the Company : TECPRO SYSTEMS LIMITED
 Scrip Code : 0


DATE : 20/07/2011
 Quarter Ended : 30/06/2011

Category Code	Category of shareholder	Number of Shareholders	Total Number of Shares	Number of shares held in dematerialized form	Total Shareholding as a percentage of total no. of shares % of A+B	% of A+B+C	Shares pledged or otherwise encumbered Shares %->Tot.	
(B) Public Shareholding							NA	NA
(1) Institutions							NA	NA
	(a) Mutual Funds/ UTI	19	3345520	3345520	6.62823	6.62823		
	(b) Financial Institutions / Banks	1	13000	13000	0.02576	0.02576		
	(c) Central Government / State Government(s)	0	0	0	0.00000	0.00000		
	(d) Venture Capital Funds	1	705557	705557	1.39787	1.39787		
	(e) Insurance Companies	0	0	0	0.00000	0.00000		
	(f) Foreign Institutional Investors	14	1736851	1736851	3.44109	3.44109		
	(g) Foreign Venture Capital Investors	1	5169147	5169147	10.24125	10.24125		
	(h) Others							
	Sub-Total (B) (1)	36	10970075	10970075	21.73420	21.73420		
(2) Non-institutions							NA	NA
	(a) Bodies Corporate	400	1076725	1076725	2.13324	2.13324		
	(b) (i) Indiv. hldg. nom. shr. cap.<=Rs. 1 Lakh	25766	1563821	1517887	3.09828	3.09828		
	(ii) Indiv. hldg. nom. shr. cap.> Rs. 1 Lakh	11	190288	178288	0.37700	0.37700		
	(c) Others							
	(1) Trusts	5	11102	1102	0.02200	0.02200		
	(2) Non Resident Indians	385	1413076	1413076	2.79962	2.79962		
	(3) Clearing Members	64	24480	24480	0.04850	0.04850		
	(4) Hindu Undivided Families	1564	81797	81797	0.16206	0.16206		
	(5) Foreign Corporate Bodies	4	8594887	6944887	17.02842	17.02842		
	Sub-Total (B) (2)	28199	12956176	11238242	25.66912	25.66912		
	Total Public Shareholding	28235	23926251	22208317	47.40332	47.40332		
	(B) = (B) (1)+(B) (2)							
	TOTAL (A)+(B)	28248	50473791	46571181	100.00000	100.00000		
(C) Shares held by Custodians and against which Depository Receipts have been issued								
	(1) Promoter and Promoter Group	0	0	0	0.00000	0.00000	NA	NA
	(2) Public	0	0	0	0.00000	0.00000	NA	NA
	GRAND TOTAL (A)+(B)+(C)	28248	50473791	46571181	100.00000	100.00000	2103033	4.16658




(I) (b) Statement showing Shareholding of persons belonging to the category "Promoter and Promoter Group"

Srl.No	Name of the shareholder	Number of Shares	Shares as a % of total number of shares {i.e., Grand Total (A)+(B)+(C) indicated in Statement at para (I) (a) above}	Shares pledged or otherwise encumbered	Number % of Total % of Grd.Tot. (A+B+C)->(I)a	% of Grd.Tot. (A+B+C)->(I)a
1	AMUL GABRANI	9319342	18.46373	1077033	11.55696	2.13385
2	BHAGWANTI GABRANI	500	0.00099	0	0.00000	0.00000
3	AJAY KUMAR BISHNOI	9019842	17.87035	1026000	11.37492	2.03273
4	GOLDIE GABRANI	100143	0.19841	0	0.00000	0.00000
5	AMITA BISHNOI	12643	0.02505	0	0.00000	0.00000
6	RASHMI SINGH	5000	0.00991	0	0.00000	0.00000
7	Mr. Milind Singh	5000	0.00991	0	0.00000	0.00000
8	Mrs. Nutan Kapoor Mahawar	12000	0.02377	0	0.00000	0.00000
9	Mrs. Pushap Lata Kapoor	12000	0.02377	0	0.00000	0.00000
10	Mr. Aditya Gabrani	50143	0.09934	0	0.00000	0.00000
11	ARVIND K BISHNOI	470143	0.93146	0	0.00000	0.00000
12	ROMA KATYAL	15700	0.03111	0	0.00000	0.00000
13	FUSION FITTINGS INDIA LTD	7525084	14.90889	0	0.00000	0.00000
*** Total ***		26547540	52.59668	2103033	7.92176	4.16658



(I) (c) Statement showing Shareholding of persons belonging to the category "Public" and holding more than 1% of total no. of shares

Srl.No	Name of the shareholder	Number of Shares	Shares as a % of total number of shares (i.e., Grand Total (A)+(B)+(C) indicated in Statement at para (I) (a) above)	Shares pledged or otherwise encumbered	Number % of Total % of Grd.Tot. (A+B+C)->(I) a
1	DSP BLACKROCK EQUITY FUND	650431	1.28865		
2	AVIGO TRUSTEE COMPANY PVT LTD THE AVIGO SME FUND	705557	1.39787		
3	AVIGO VENTURE INVESTMENTS LIMITED	1650006	3.26904		
4	METMIN INVESTMENTS HOLDINGS LIMITED	4294881	8.50913		
5	BOND STREET CUSTODIANS LIMITED IN ITS CAPACITY AS CUSTODIANS FOR MACQUARIE ASIA PACIFIC - CO.INVESTMENT FUND, LP	1650000	3.26902		
6	CREDIT SUISSE PE ASIA INVESTMENTS (MAURITIUS) LIMITED	1000000	1.98123		
7	AVIGO VENTURE INVESTMENTS LIMITED	5169147	10.24125		
8	ACHAL GHAI	1302200	2.57995		
*** Total ***		16422222	32.53614		



(I) (d) Statement showing details of locked-in shares

Srl.No	Name of the shareholder	Number of Shares	Shares as a percentage of total number of shares (i.e., Grand Total (A)+(B)+(C) indicated in Statement at para (I) (a) above)
1	Mr. Amul Gabrani	1077033	2.13385
2	Mr. Ajay Kumar Bishnoi	1026000	2.03274
3	Vivek Subramanian on behalf o	10000	0.01981
4	Sham Arora	5000	0.00991
5	Mrs. Rashmi Singh	2500	0.00495
6	Mr. B.K. Bishnoi	2500	0.00495
7	Mr. Milind Singh	5000	0.00991
8	Mr. Kapila Dewan	5000	0.00991
9	Mr. Krishan Gopal Gabrani	12000	0.02377
10	Mrs. Kanika Mahendru	4000	0.00792
11	Mrs. Sareeka Gabrani	2500	0.00495
12	Mrs. Nutan Kapoor Mahawar	12000	0.02377
13	Mrs. Usha Pahwa	3000	0.00594
14	Mrs. Pushap Lata Kapoor	12000	0.02377
15	Mr. Vivekanand Subramanian	2800	0.00555
16	Mr. Rishi Diwan	1000	0.00198
17	Mr. Vikas Kumar	4000	0.00792
18	Mr. Vishal Kapur	600	0.00119
19	Mr. Asheesh Sethi	2000	0.00396
20	Ms. Ruchika Jain	3000	0.00594




21 Mr. Sharat Jain	3000	0.00594
22 Mr. Vikas Gabrani	3000	0.00594
23 Mr. Rameshwar Chander Mahendr	2000	0.00396
24 Mr. Sharan Saluja	1000	0.00198
25 Mr. Shakthi Vairavan	500	0.00099
26 Mr. Aditya Gabrani	50143	0.09934
27 BOND STREET CUSTODIANS LIMITED IN ITS CAPACIT -Y AS CUSTODIANS FOR MACQUARIE ASIA PACIFIC - CO.INVESTMENT FUND,LP	1550000	3.26902




(I) (d) Statement showing details of locked-in shares

Srl.No	Name of the shareholder	Number of Shares	Shares as a percentage of total number of shares (i.e., Grand Total (A)+(B)+(C) indicated in Statement at para (I) (a) above)
28	VEENA WADHWA	1000	0.00198
29	CREDIT SUISSE PE ASIA INVESTMENTS (MAURITIUS) LIMITED	1000000	1.98123
30	NAFISA DALAL	4000	0.00792
31	PRITAM DAS NARANG	4000	0.00792
32	AMUL GABRANI	8242309	16.32988
33	SURESH KUMAR GOENKA	5000	0.00991
34	PRATAP MOHAN SRIVASTAVA	400	0.00079
35	AVIGO VENTURE INVESTMENTS LIMITED	1650006	3.26904
36	ARJUNA FINHOLD PRIVATE LIMITED	4000	0.00792
37	METMIN INVESTMENT & TRADING PVT LTD	300000	0.59437
38	METMIN INVESTMENTS HOLDINGS LIMITED	4294881	8.50913
39	SANDEEP SETHI	2000	0.00396
40	AMITA BISHNOI	12643	0.02505
41	AJAY KUMAR BISHNOI	7993842	15.83761
42	SAIFUDDIN DHORAJIWALA	2000	0.00396
43	RUPA PAREKH	13660	0.02706
44	PRIYA BHARAT PAREKH	13600	0.02694
45	NEELIMA BHARAT PAREKH	13600	0.02694
46	VIJAY KUMAR BAJAJ	10000	0.01981
47	T JAGDISH	1000	0.00198



48 T GOPAL MEHRA	1000	0.00198
49 SOMOJIT GHOSH	5000	0.00991
50 DR JAYASHREE GHOSH	2500	0.00495
51 ARVIND K BISHNOI	470143	0.93146
52 VINAI KUMAR MEHTA	12000	0.02377
53 KAMLA MEHTA	6000	0.01189
54 DEEPAK KAPOOR	2000	0.00396
55 BRIJ BHUSHAN KATHURIA	3000	0.00594



(I) (d) Statement showing details of locked-in shares

Srl.No	Name of the shareholder	Number of Shares	Shares as a percentage of total number of shares (i.e., Grand Total (A)+(B)+(C) indicated in Statement at para (I) (a) above}
56	ANSHU KATHURIA	3000	0.00594
57	SHARMA RAJSHREE	20000	0.03962
58	SURESH KUMAR SABHARWAL	2500	0.00495
59	DIPAK BISHNOI	10000	0.01981
60	NAVEEN MEHRA	13000	0.02576
61	POONAM MEHRA	5000	0.00991
62	SARTAJ KISHAN MEHRA	3000	0.00594
63	KRISHNENDU CHATTERJEE	400	0.00079
64	ROMA KATYAL	14000	0.02774
65	FUSION FITTINGS INDIA LTD	7525084	14.90889
66	RITU JAIN	5000	0.00991
67	PRODYOT BOWMICK	5000	0.00991
68	BHAGWANTI GABRANI	500	0.00099
69	PARAG AGARWAL	800	0.00158
70	GOLDIE GABRANI	100143	0.19841
71	SONIA GHAI	12000	0.02377
72	ACHAL GHAI	1302200	2.57995
73	ARUN KUMAR BISHNOI	10000	0.01981
74	SANJEEV GABRANI	9500	0.01882
75	NITIN GOYAL	800	0.00158



76 VIJAY KUMAR BAJAJ	5000	0.00991
77 VINAY KUMAR SINGH CHAUHAN	600	0.00119
78 VIVEK SHARMA	400	0.00079
79 MITIKA MEHTA	400	0.00079
80 ALOK BHATNAGAR	800	0.00158
81 MALINI NAGPAL	1000	0.00198
82 MONIKA BHATNAGAR	800	0.00158
83 KAMLESH DANG	10000	0.01981



(I) (d) Statement showing details of locked-in shares

Srl.No	Name of the shareholder	Number of Shares	Shares as a percentage of total number of shares (i.e., Grand Total (A)+(B)+(C) indicated in Statement at para (I) (a) above)
84	KIRAN MEHRA .	500	0.00099
85	RAGHVENDRA MITTAL	2000	0.00396
86	REETA CHAUDHARY	12000	0.02377
87	RASHMI SINGH	2500	0.00495
*** Total ***		37049087	73.40262

4